

P A R K E R B R O T H E R S

A R C A D E / A C T I O N
S O F T W A R E

FROGGER™



C A R T R I D G E F O R A T A R I ® H O M E C O M P U T E R S

U n d e r L i c e n s e f r o m S e g a E n t e r p r i s e s I n c .

*TM designates a trademark of Sega Enterprises, Inc. Rules © 1982, 1983 Parker Brothers, Beverly, MA 01915. Printed in U.S.A.

Object

The object of the game is to hop as many frogs to safety as you can—and to score the most points along the way.

Setting the Console Controls

1. Place the cartridge firmly into the cartridge slot on the top of the Atari 400 unit; on the left-hand side of the Atari 800 unit; or on the side of the Atari 1200XL unit.
2. Press the ON/Off switch to ON.
3. Press down the SELECT button to choose a 1- or 2-player game. You'll see "2 UP" on the bottom center of the screen to indicate a 2-player game.
4. Press down the OPTION button now or *at any time during a game* to choose the speed of the game—slow or fast. The speed is indicated in the upper left-hand corner of the screen.
5. To begin play, press down the START button or the FIRE button on a Joystick controller.

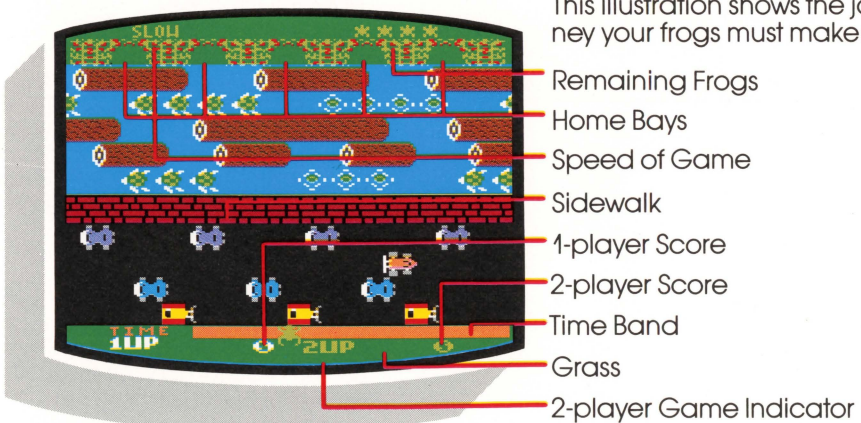
The Joystick Controllers

Plug the Joystick controllers firmly into the Atari 1200XL unit. For the Atari 400 and 800 units, plug the controllers into the jacks labelled "No. 1" and "No. 2."

For 1-player games, use the LEFT controller. Use the Joystick to jump your frogs forward, backward, and to the left and right. Press the FIRE button at the end of a game to play again.

Playing

This illustration shows the journey your frogs must make:



Start the game with 5 frogs. The first frog is on the grass; the remaining frogs are shown on the upper right-hand corner of the screen.

Time Band

You have approximately 30 seconds to get a frog home. The time band—located next to the word “TIME” at the bottom of the screen—keeps track of the time. When you have only a few seconds to get a frog home, you’ll hear a warning sound. If time runs out before you get a frog home, you’ll lose that frog.

From Grass to Sidewalk

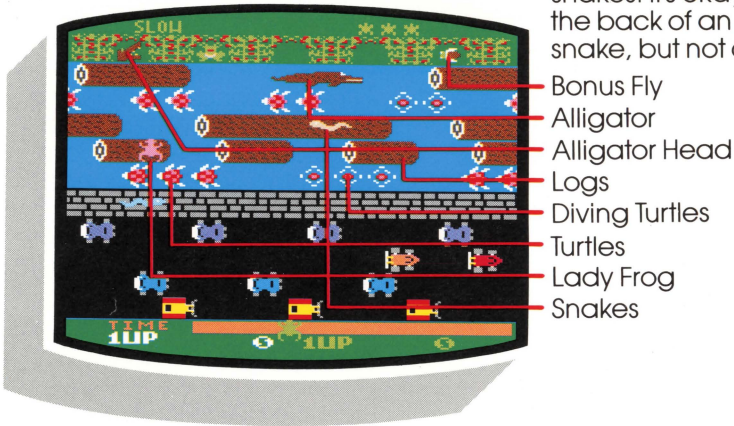
When the music begins, so does the time band—so start hopping! But you’ll lose your frog if it touches any part of a vehicle or is run over.

From Sidewalk to River

Hop your frog forward or backward onto the logs or turtles on the river. You can jump sideways on a log or row of turtles, but you’ll lose your frog if you jump sideways off the end of a log or row of turtles. Be sure you jump your frog off a river object *before* you reach the left or right side of the screen. If you don’t, you’ll lose your frog.

Be careful of the diving turtles. It’s okay to jump onto the back of a partially submerged turtle, but you’ll have to hop off before the turtle dives.

While crossing the river, you can score bonus points by hopping your frog *exactly* onto the pink "lady" frog and taking her home. But watch out for the alligators and snakes. It's okay to jump on the back of an alligator or snake, but not on their heads.



From River to Home Bay

When leaping into a home bay, watch for these things:

- 1. Jumping Home:** Hop into a home bay when your frog is *directly* in front of it. If your frog hits the sides of the bay, you'll lose him.
- 2. Occupied Home Bay:** A frog can't jump into a home that's occupied by another frog.

3. Alligator's Head: When an alligator's head shows, it's not safe for your frog to jump in.

4. Bonus Fly: When you hop into a home bay that has a fly in it, you score bonus points.

Game Difficulty

After you bring 5 frogs home, the game will continue at a more difficult level with your remaining frogs. The speed and density of the traffic and floating objects will vary, and snakes will appear on the sidewalk and logs.

To Play Again

Press the FIRE button to play again. To change the game's speed or number of players, refer to "SETTING THE CONSOLE CONTROLS."

Two-Player Games

The left player goes first; players then alternate turns after a player loses a frog. The left player's score is on the bottom left side of the screen; the right player's score is on the bottom right side of the screen.

Scoring

Successfully jumping a frog forward	10 points
Successfully jumping a frog into a home bay . . .	50 points
Successfully jumping five frogs home	1000 points
Rescuing a pink "lady" frog	200 points
Eating a bonus fly	200 points
Taking a frog home before its time is up	10 points
	<small>per remaining second</small>

Strategy Tips and Service Information

If you would like tips on Frogger game play strategy or have any questions or comments about Frogger or other Parker Brothers software, write to the Consumer Response Department in the location nearest you:

In the U.S.A.: Parker Brothers, P.O. Box 1012, Beverly, MA 01915.

In Australia and New Zealand: Toltoys Pty. Ltd., 104 Bourke Road, Alexandria, N.S.W. 2015.

In the United Kingdom: Palitoy Company, Owen Street, Coalville, Leicester, LE6 2DE England.

If you should have any difficulty operating or playing FROGGER, call our Electronic Service Department at these toll free numbers:

In Massachusetts 1-800-892-0297

All other states (except

Alaska, Hawaii, or Canada) 1-800-225-0540

Lines are open 8:30 a.m. to 4:30 p.m. (EST) Mon.-Fri.
(excluding holidays).

180-Day Limited Warranty

PARKER BROTHERS warrants, subject to the conditions below, that if the components of this product prove defective because of improper workmanship or material during the period of 180 days from the date of original purchase, PARKER BROTHERS will repair the product or replace it with a new or repaired unit, without charge, or will refund the purchase price.

CONDITIONS:

1. Proof of Purchase: The retail sales receipt or other proof of purchase must be provided.
2. Proper Delivery: The product must be shipped, prepaid, or delivered to PARKER BROTHERS (address: 190 Bridge Street, Salem, MA 10970, Attention: Quality Control Dept.) for servicing, either in the original package or in a similar package providing an equal degree of protection.
3. Unauthorized Repair, Abuse, etc.: The product must not have been previously altered, repaired or serviced by anyone other than PARKER BROTHERS; the product must not have been subject to an accident, misuse or abuse.

REPAIRS AFTER EXPIRATION OF WARRANTY:

If the product malfunctions after the 180-day warranty period, you may ship the product prepaid and enclosed with a check or money order for \$8.00 to Parker Brothers. Parker Brothers will, as its option, subject to the conditions above, repair the product or replace it with a new or repaired unit, subject to availability of parts. If replacement units or required parts are not available, the \$8.00 payment will be refunded.

EXCEPT TO THE EXTENT PROHIBITED BY APPLICABLE LAW, ALL IMPLIED WARRANTIES MADE BY PARKER BROTHERS IN CONNECTION WITH THE PRODUCT, INCLUDING THE WARRANTY OF MERCHANTABILITY, ARE LIMITED IN DURATION TO A PERIOD OF 180 DAYS FROM THE DATE OF ORIGINAL PURCHASE; AND NO WARRANTIES, WHETHER EXPRESSED OR IMPLIED, INCLUDING THE WARRANTY OF MERCHANTABILITY, SHALL APPLY TO THIS PRODUCT AFTER SAID PERIOD. SHOULD THIS PRODUCT PROVE DEFECTIVE IN WORKMANSHIP AND MATERIAL, THE CONSUMER'S SOLE REMEDY SHALL BE SUCH REPAIR, REPLACEMENT OR REFUND AS IS HEREIN ABOVE EXPRESSLY PROVIDED; AND UNDER NO CIRCUMSTANCES SHALL PARKER BROTHERS BE LIABLE FOR ANY LOSS OR DAMAGE, DIRECT OR CONSEQUENTIAL, ARISING OUT OF THE USE OF, OR INABILITY TO USE, THIS PRODUCT.

SOME STATES DO NOT ALLOW LIMITATIONS ON HOW LONG AN IMPLIED WARRANTY LASTS, OR THE EXCLUSIONS OR LIMITATIONS OF INCIDENTAL OR CONSEQUENTIAL DAMAGES, SO THE ABOVE LIMITATIONS OR EXCLUSION MAY NOT APPLY TO YOU. THIS WARRANTY GIVES YOU SPECIFIC LEGAL RIGHTS AND YOU MAY ALSO HAVE SOME OTHER RIGHTS WHICH VARY FROM STATE TO STATE.